

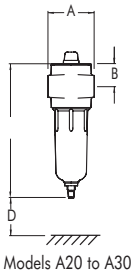
## COMPRESSED AIR THREADED FILTERS

Walker Filtration design and manufacture in the UK a comprehensive range of silicone free compressed air and gas filtration products for use in almost every industrial environment. By using in-house research and development facilities we create high quality filtration products which satisfy the increasing demands of today's sophisticated market.

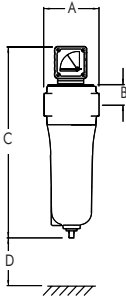


Within our standard range of threaded filters we offer 14 models with connections from 1/4" to 3". (A20-A308) offering flow capacities up to 1531 scfm (2600 Nm<sup>3</sup>/h). These models incorporate the unique Walker designed 'push on' filter element, which reduces maintenance time and allows the filter to be located in the most confined places. These filters are manufactured using die-cast aluminium housings for pressure ratings up to 16 barg (232 psig). They are a proven success due to the inclusion of such features as differential pressure indicators which allow continuous monitoring of filter performance.

 **WALKER**  
FILTRATION



Models A20 to A30



Models A55 to A308

FILTER MODEL	PIPE SIZE	FLOW RATE		ELEMENT MODEL	DIMENSIONS mm				WEIGHT		DIMENSIONS inch				FILTER MODEL
		Nm <sup>3</sup> /h	SCFM		A	B	C	D	Kg	lb	A	B	C	D	
A20 (grade)	1/4	35	20	E361 (grade)	72	35	210	75	0.65	1.43	3	1 1/2	8	3	A20 (grade)
A30 (grade)	3/8	56	33	E371 (grade)	72	35	210	75	0.65	1.43	3	1 1/2	8	3	A30 (grade)
A55 (grade)	1/2	112	66	E511 (grade)	88	32	315	100	1.3	2.87	3 1/2	1 1/4	13	4	A55 (grade)
A76 (grade)	3/4	216	127	E711 (grade)	125	39	365	100	2.7	5.95	5	1 1/2	15	4	A76 (grade)
A105 (grade)	1	250	147	E811 (grade)	125	39	365	100	2.7	5.95	5	1 1/2	15	4	A105 (grade)
A106 (grade)	1	300	176	E731 (grade)	125	39	515	150	3.5	7.72	5	1 1/2	21	6	A106 (grade)
A126 (grade)	1 1/4	540	318	E821 (grade)	125	39	515	150	3.5	7.72	5	1 1/2	21	6	A126 (grade)
A153 (grade)	1 1/2	725	427	E831 (grade)	135	50	545	150	4.4	9.70	5 1/2	2	22	6	A153 (grade)
A203 (grade)	2	800	470	E831 (grade)	135	50	545	150	4.4	9.70	5 1/2	2	22	6	A203 (grade)
A205 (grade)	2	1150	675	E851 (grade)	135	50	745	150	5.0	11.0	5 1/2	2	30	6	A205 (grade)
A250 (grade)	2 1/2	1620	954	E1251 (grade)	200	68	805	200	11.5	25.4	8	2 3/4	32	8	A250 (grade)
A305 (grade)	3	1620	954	E1251 (grade)	200	68	805	200	11.5	25.4	8	2 3/4	32	8	A305 (grade)
A306 (grade)	3	2210	1301	E1261 (grade)	200	68	925	200	15.5	34.2	8	2 3/4	37	8	A306 (grade)
A308 (grade)	3	2600	1531	E1281 (grade)	230	65	1050	300	19	41.9	9	2 1/2	42	12	A308 (grade)

SPECIFICATION	GRADE X25		GRADE X5		GRADE X1		GRADE XA		GRADE AC	
Maximum particle size class to ISO 8573-1:2001(E)	4		3		2		1		1	
Maximum oil content class to ISO 8573-1:2001(E)	-		4		2		1		1	
Particle removal	25 micron		5 micron		1 micron		0.01 micron		0.01 micron	
Maximum oil carryover at 20°C (68°F)	10 mg/m <sup>3</sup>	10 ppm	5 mg/m <sup>3</sup>	5 ppm	0.1 mg/m <sup>3</sup>	0.1 ppm	0.01 mg/m <sup>3</sup>	0.01 ppm	0.003 mg/m <sup>3</sup>	0.003 ppm
Maximum temperature	120°C	248°F	120°C	248°F	120°C	248°F	120°C	248°F	25°C	77°F
Pressure loss - clean & dry	30 mbar	0.4 psi	40 mbar	0.6 psi	75 mbar	1.1 psi	100 mbar	1.5 psi	75 mbar	1.1 psi
Pressure loss - oil saturated	50 mbar	0.7 psi	75 mbar	1.1 psi	150 mbar	2.2 psi	300 mbar	4.4 psi	see notes	
Pressure loss - change element	400 mbar	6 psi	400 mbar	6 psi	400 mbar	6 psi	400 mbar	6 psi	see notes	
Maximum working pressure	16 barg	232 psig	16 barg	232 psig	16 barg	232 psig	16 barg	232 psig	16 barg	232 psig
Element end cap colour code	black		green		red		blue		black	

\* ISO 8573-1:2001(E) now includes liquid, aerosol and vapour.

## TECHNICAL NOTES

1. Threaded filters are manufactured from aluminium and are PED 97/23/EC compliant.
2. Threaded connections are BSP parallel to ISO7/1 or NPT to ANSI B2.1 if supplied within North America.
3. Filter element end caps are colour coded. Direction of air flow, inside to out, through filter element.
4. Activated carbon filters must not operate in oil saturated conditions and will not remove certain types of gases including carbon monoxide and carbon dioxide.
5. Grade AC elements must be changed periodically to suit application but at least every 6 months.
6. Activated carbon towers for larger applications are available to order. Please refer to activated carbon tower leaflet.
7. Pop up indicators are supplied with models A20 (grade) and A30 (grade). Differential pressure indicators are fitted to models A55 (grade) to A308 (grade), part number 55DPIW (with the exception of grade AC). AC grade filters do not include 55DPIW differential pressure indicator.
8. Float operated automatic drain valves with manual override facility are fitted to all standard models. Semi automatic drain valves with manual override facility are fitted to all AC grade filters.
9. Mounting brackets are available for all models.
10. All filter bodies feature the Walker E-Coat™ corrosion protection as standard and are then coated with blue polyester powder paint finish.
11. Threaded filters and filter elements are suitable for use with mineral and synthetic oils plus oil free compressed air applications.
12. For larger flow application please refer to the flanged filter leaflet.
13. Threaded filters and filter elements are silicone free.

## CORRECTION FACTOR

For maximum flow rate, multiply model flow rate shown in the above table by the correction factor corresponding to the working pressure.

Operating Pressure	barg	0.3	0.6	1	2	3	4	5	6	7	8	9	10	11	12	13	14	15	16
		psi	4	9	14.5	29	44	58	72	87	100	115	130	145	160	174	189	203	218
Correction Factor		0.21	0.29	0.38	0.53	0.65	0.76	0.84	0.92	1	1.07	1.13	1.19	1.25	1.31	1.36	1.41	1.46	1.51



Walker Filtration Ltd  
 Spire Road, Glover East,  
 Washington, Tyne & Wear,  
 NE37 3ES England.  
 Tel: +44 (0)191 417 7816  
 Fax: +44 (0)191 415 3748  
 sales@walkerfiltration.co.uk  
 www.walkerfiltration.com

Walker Filtration PTY Ltd  
 3A Kia Court,  
 Preston, Victoria 3072,  
 Australia.  
 Tel: +61 (0) 3 9480 0750  
 Fax: +61 (0) 3 9480 1044  
 sales@walkerfiltration.com.au  
 www.walkerfiltration.com.au

Walker Filtration Inc  
 2220 West 50th Street,  
 Erie, PA 16506,  
 USA.  
 Tel: +1 814 836 2900  
 Fax: +1 814 836 7921  
 info@walkerfiltration.com  
 www.walkerfiltration.com

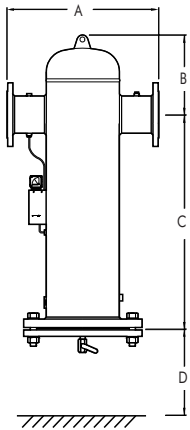
Distributed by :

## COMPRESSED AIR FLANGED FILTERS



Walker Filtration design and manufacture in the UK and North America a comprehensive range of compressed air and gas filters in accordance with EN286, ASMEVIII and CRN pressure vessel standards. The range includes various model sizes with flow capacities to suit all industrial applications, high capacity filters are available upon request. Unique features of this range include stainless steel internal parts for maintenance free operation, a dual sided differential gauge for easy viewing and a side mounted drain port for permanent connection to an electronic drain or for a drain balance line. Five grades of filter elements are available and have a tie rod construction for easy replacement. The coalescing elements feature a high temperature drainage layer which is resistant to all oils including synthetic coolants. A tough corrosion resistant polyester powder coating both inside and out filter housings eliminates corrosion.

**W** WALKER  
FILTRATION



Models A391 to A12824

FILTER MODEL	FLANGE SIZE	FLOW RATE		ELEMENT MODEL	NUMBER OF ELEMENTS	DIMENSIONS mm				WEIGHT		DIMENSIONS inch				FILTER MODEL
		Nm <sup>3</sup> /h	SCFM			A	B	C	D	Kg	lb	A	B	C	D	
A391 (grade)	DN80	2160	1270	E139 (grade)	1	450	300	940	700	58	128	17 3/4	12	37	28	A391 (grade)
A483 (grade)	DN100	3100	1824	E88 (grade)	3	520	300	960	700	74	163	20 1/2	12	38	28	A483 (grade)
A484 (grade)	DN100	4250	2500	E88 (grade)	4	520	300	960	700	74	163	20 1/2	12	38	28	A484 (grade)
A686 (grade)	DN150	6500	3824	E88 (grade)	6	680	400	1000	700	165	364	26 3/4	16	39 1/2	28	A686 (grade)
A688 (grade)	DN150	8720	5130	E88 (grade)	8	780	400	1030	700	208	459	30 3/4	16	40 1/2	28	A688 (grade)
A8810 (grade)	DN200	11000	6470	E88 (grade)	10	780	440	1060	700	260	573	30 3/4	18	41 3/4	28	A8810 (grade)
A10816 (grade)	DN250	17000	10000	E88 (grade)	16	900	530	1100	700	450	992	35 1/2	21	43 1/2	28	A10816 (grade)
A12824 (grade)	DN300	25500	15000	E88 (grade)	24	900	600	1100	700	1200	2646	35 1/2	24	43 1/2	28	A12824 (grade)

SPECIFICATION	GRADE X25		GRADE X5		GRADE X1		GRADE XA		GRADE AC	
Maximum particle size class to ISO 8573-1:2001(E)	4		3		2		1		1	
Maximum oil content class to ISO 8573-1:2001(E)	-		4		2		1		1	
Particle removal	25 micron		5 micron		1 micron		0.01 micron		0.01 micron	
Maximum oil carryover at 20°C (68°F)	10 mg/m <sup>3</sup>	10 ppm	5 mg/m <sup>3</sup>	5 ppm	0.1 mg/m <sup>3</sup>	0.1 ppm	0.01 mg/m <sup>3</sup>	0.01 ppm	0.003 mg/m <sup>3</sup>	0.003 ppm
Maximum temperature	120°C	248°F	120°C	248°F	120°C	248°F	120°C	248°F	25°C	77°F
Pressure loss - clean & dry	30 mbar	0.4 psi	40 mbar	0.6 psi	75 mbar	1.1 psi	100 mbar	1.5 psi	75 mbar	1.1 psi
Pressure loss - oil saturated	50 mbar	0.7 psi	75 mbar	1.1 psi	150 mbar	2.2 psi	300 mbar	4.4 psi	see notes	
Pressure loss - change element	400 mbar	6 psi	400 mbar	6 psi	400 mbar	6 psi	400 mbar	6 psi	see notes	
Maximum working pressure	16 barg	232 psig	16 barg	232 psig	16 barg	232 psig	16 barg	232 psig	16 barg	232 psig
Element end cap colour	black									

\* ISO 8573-1:2001(E) now includes liquid, aerosol and vapour.

## TECHNICAL NOTES

- Flanged filters are fabricated from carbon steel.
- Flanged filters are designed and manufactured in accordance with BS EN286 or ASME VIII and U Stamped for the USA, CRN approved for use within Canada.
- Flanged connections are to BS 4504 PN16, DIN2633 or ANSI 150 #RF if supplied within North America.
- Filter element bottom end caps are colour coded black and are internally threaded to ease installation. Direction of air flow, inside to out, through filter element.
- Activated carbon filters must not operate in oil saturated conditions and will not remove certain types of gases including carbon monoxide and carbon dioxide.
- Grade AC elements must be changed periodically to suit application but at least every 6 months.
- Activated carbon towers for larger applications are available to order. Please refer to activated carbon tower leaflet.
- Differential pressure indicators are fitted to all models, part number 65DPIW.
- Inlet and outlet pressure tappings are included to facilitate pressure gauge installation.
- 1/2" manual drain valves are fitted to A391 (grade) to A8810 (grade), 3/4" fitted to A10816 (grade) and A12824 (grade) as standard. An additional 1/2" side entry drain port is included on models A391 (grade) to A8810 (grade), 3/4" to A10816 (grade) and A12824 (grade).
- All filter bodies are coated inside and out with blue polyester powder paint finish to eliminate corrosion.
- Flanged filters and filter elements are suitable for use with mineral and synthetic oils plus oil free compressed air applications.
- Flanged filters and filter elements are silicone free.

## CORRECTION FACTOR

For maximum flow rate, multiply model flow rate shown in the above table by the correction factor corresponding to the working pressure.

Operating pressure	barg	0.3	0.6	1	2	3	4	5	6	7	8	9	10	11	12	13	14	15	16
		psi	4	9	14.5	29	44	58	72	87	100	115	130	145	160	174	189	203	218
Correction factor		0.21	0.29	0.38	0.53	0.65	0.76	0.84	0.92	1	1.07	1.13	1.19	1.25	1.31	1.36	1.41	1.46	1.51



Walker Filtration Ltd  
 Spire Road, Glover East,  
 Washington, Tyne & Wear,  
 NE37 3ES England.  
 Tel: +44 (0)191 417 7816  
 Fax: +44 (0)191 415 3748  
 sales@walkerfiltration.co.uk  
 www.walkerfiltration.com

Walker Filtration PTY Ltd  
 3A Kia Court,  
 Preston, Victoria 3072,  
 Australia.  
 Tel: +61 (0) 3 9480 0750  
 Fax: +61 (0) 3 9480 1044  
 sales@walkerfiltration.com.au  
 www.walkerfiltration.com.au

Walker Filtration Inc  
 2220 West 50th Street,  
 Erie, PA 16506,  
 USA.  
 Tel: +1 814 836 2900  
 Fax: +1 814 836 7921  
 info@walkerfiltration.com  
 www.walkerfiltration.com

Distributed by :